








MAXIMUM SLABS

BY SAMMY'S DESIGNER FLOORING



TECHNICAL SPECIFICATIONS			
	Flatness (centre curvature / edge curvature / warpage)	ISO-10545-2	±0,5%
	Amount of water absorbed, in percentage	ISO-10545-3	E<0,5%
	Breaking strength	ISO-10545-4	≥2500 N
	Resistance to deep abrasion	ISO-10545-6	<175mm ³
	Fire Reaction Test	UNE EN 13501-1:2002	
	Frost resistance	ISO-10545-12	
	Release of hazardous substances	Does not release VOCs	



BRECCIA NERA

SKU#: SLABRECNERA1 20278

6 mm 1/4" ↑ ↓ 9 mm 3/8" ↑ ↓

Stock

Custom Order

Surface	120x278 47"x109"	75x150 30"x60"	75x75 30"x30"	60x60 24"x24"	90x90 36"x36"
glossy	Stock	Custom Order	Custom Order	Custom Order	Custom Order

*all sizes approximate