






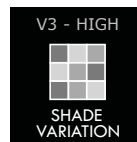


# MAXIMUM SLABS

BY SAMMY'S DESIGNER FLOORING



TECHNICAL SPECIFICATIONS			
	Flatness (centre curvature / edge curvature / warpage)	ISO-10545-2	±0,5%
	Amount of water absorbed, in percentage	ISO-10545-3	E<0,5%
	Breaking strength	ISO-10545-4	≥2500 N
	Resistance to deep abrasion	ISO-10545-6	<175mm <sup>3</sup>
	Fire Reaction Test	UNE EN 13501-1:2002	
	Frost resistance	ISO-10545-12	
	Release of hazardous substances	Does not release VOCs	



## FALL

120x280 glossy SKU#: SLAFALLP120X280

120x280 matte SKU#: SLAFALLM120X280

6 mm 1/4" ↑ ↓

Stock

Custom Order

Surface	160x320 63"x126"	120x280 47"x110"	120x240 47"x94"	120x120 47"x47"	60x120 23"x47"
glossy	■	■	■	■	■
matte	■	■	■	■	■

\*all sizes approximate