






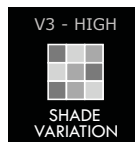


MAXIMUM SLABS

BY SAMMY'S DESIGNER FLOORING



TECHNICAL SPECIFICATIONS			
	Flatness (centre curvature / edge curvature / warpage)	ISO-10545-2	±0,5%
	Amount of water absorbed, in percentage	ISO-10545-3	E<0,5%
	Breaking strength	ISO-10545-4	≥2500 N
	Resistance to deep abrasion	ISO-10545-6	<175mm ³
	Fire Reaction Test	UNE EN 13501-1:2002	
	Frost resistance	ISO-10545-12	
	Release of hazardous substances	Does not release VOCs	



INVISIBLE

120x270 natural SKU#: SLBLCINVS120270

120x120 natural SKU#: BLCINVISBL120120

6.5 mm 1/4" ↑ ↓ 9 mm 3/8" ↑ ↓

Stock

Custom Order

Surface	120x270 47"x106"	120x120 47"x47"	120x120 47"x47"	60x120 23"x47"	90x90 36"x36"	45x90 18"x36"
natural	Stock	Stock	Custom Order	Custom Order	Custom Order	Custom Order

*all sizes approximate