






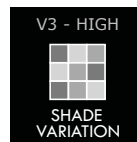


MAXIMUM SLABS

BY SAMMY'S DESIGNER FLOORING



| TECHNICAL SPECIFICATIONS | | | |
|--|--|-----------------------|---------------------|
|  | Flatness (centre curvature / edge curvature / warpage) | ISO-10545-2 | ±0,5% |
|  | Amount of water absorbed, in percentage | ISO-10545-3 | E<0,5% |
|  | Breaking strength | ISO-10545-4 | ≥2500 N |
|  | Resistance to deep abrasion | ISO-10545-6 | <175mm ³ |
|  | Fire Reaction Test | UNE EN 13501-1:2002 | |
|  | Frost resistance | ISO-10545-12 | |
|  | Release of hazardous substances | Does not release VOCs | |



WAVE

120x280 glossy SKU#: SLAWAVEP120X280

120x280 matte SKU#: SLAWAVEM120X280

6 mm 1/4" ↑ ↓

Stock

Custom Order

| Surface | 160x320 63"x126" | 120x280 47"x110" | 120x240 47"x94" | 120x120 47"x47" | 60x120 23"x47" |
|---------|---------------------|---------------------|--------------------|--------------------|-------------------|
| glossy | ■ | ■ | ■ | ■ | ■ |
| matte | ■ | ■ | ■ | ■ | ■ |

*all sizes approximate