









MAXIMUM SLABS

BY SAMMY'S DESIGNER FLOORING



TECHNICAL SPECIFICATIONS			
	Flatness (centre curvature / edge curvature / warpage)	ISO-10545-2	±0,5%
	Amount of water absorbed, in percentage	ISO-10545-3	E<0,5%
	Breaking strength	ISO-10545-4	≥2500 N
	Resistance to deep abrasion	ISO-10545-6	<175mm ³
	Fire Reaction Test	UNE EN 13501-1:2002	
	Frost resistance	ISO-10545-12	
	Release of hazardous substances	Does not release VOCs	



PLANETO - VENUS

120x278 matte SKU#: SPLANETOVENUS120X278R

6.5 mm 1/4" ↑ 8.5 mm 3/8" ↓

Surface

120x280
47"x110"

60x120
23,62"x47,24"

Stock

matte

*all sizes approximate